



ಬೃಹತ್ ಬೆಂಗಳೂರು ಮಹಾನಗರ ಪಾಲಿಕೆ
Bruhat Bengaluru Mahanagara Palike



BBMP COVID-19 WAR ROOM 23.03.2023

BBMP / COVID-19 WAR ROOM / BULLETIN – 1095/ 23.03.2023 / #BBMPfightsCOVID19



OVERVIEW OF COVID-19 IN BENGALURU

CASE TRENDS ACTIVE CASES **409**

Confirmed Cases

67

18,79,390 #

Recovered Cases

67

18,61,986 #

Death Cases

0

16,995 #



HOSPITALIZATION

63

ICU – V

1

ICU

12

HDU

4

General

46

INCLUDES GOVT. QUOTA AND PRIVATE WALK-IN HOSPITALIZATION



VACCINATION

23

2,06,97,040 #

First Dose

1

96,89,447 #

Second Dose

4

95,11,179 #

Precaution Dose

18

14,96,414 #



TRIAGING

MTU

5

Tele Triage

60



ACTIVE CZs

0

MCZs (< 5 cases)

0

Clusters (> 5 cases)

0



TESTING

433

3,21,99,708 #

RAT

41

RTPCR

392

Positivity :8.66%

*FOR LAST 7 DAYS

: indicates cumulative numbers till date



ABSTRACT OF COVID-19 SCENARIO IN BENGALURU

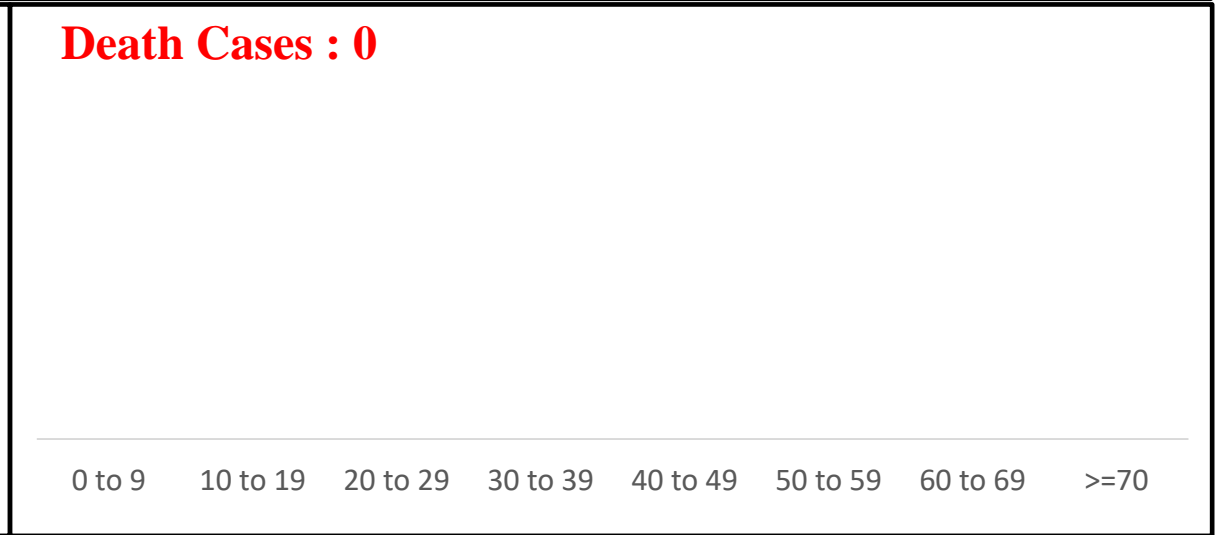
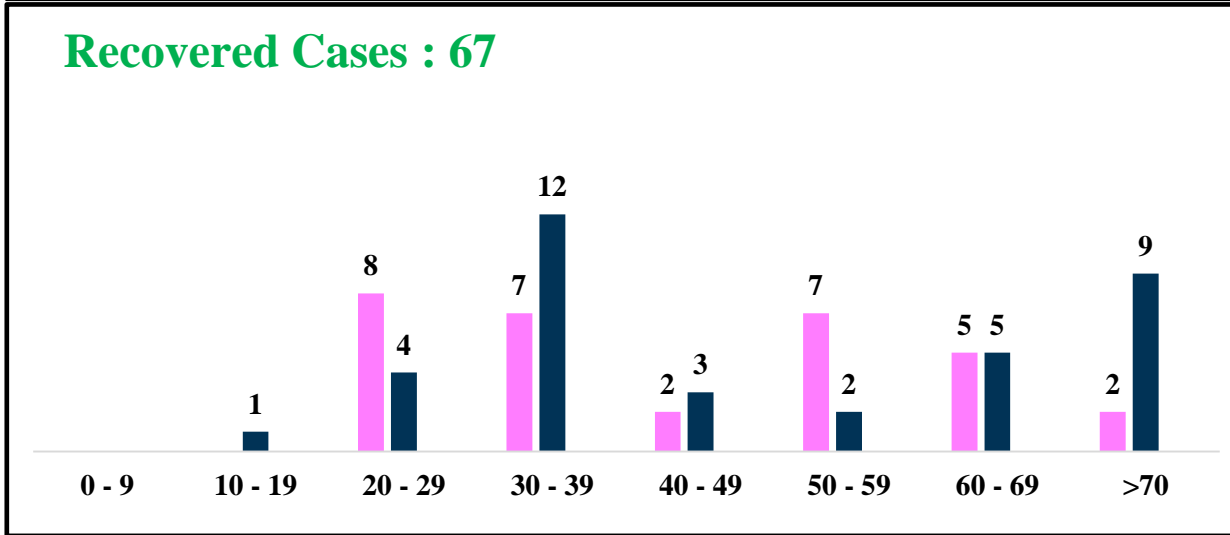
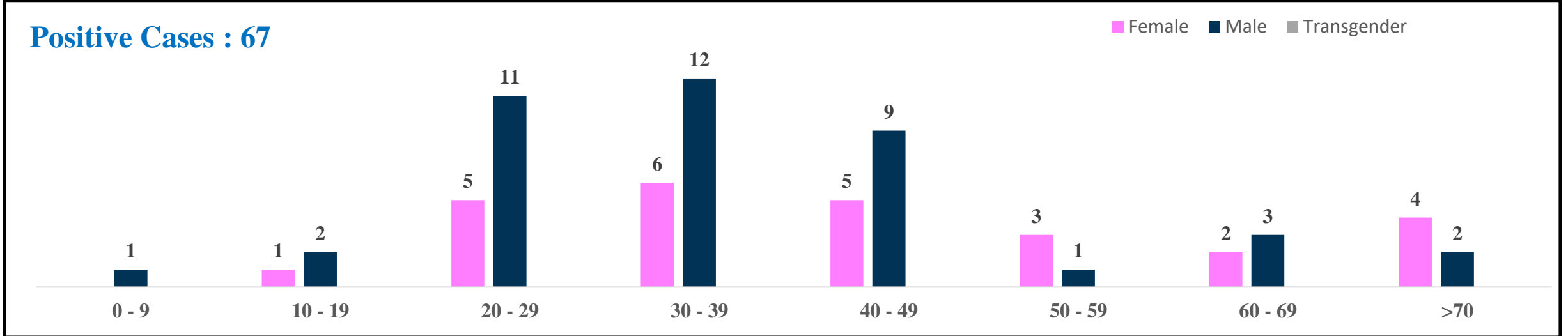


| | MALE | | | FEMALE | | | TRANSGENDER | | | TOTAL | | |
|-----------------------------------|------------------------------|-------------|------------|-------------------------------|-------------|------------|---------------------------------|-------------|------------|---------------|-------------|------------|
| | Last 24 Hours | Last 7 Days | Cumulative | Last 24 Hours | Last 7 Days | Cumulative | Last 24 Hours | Last 7 Days | Cumulative | Last 24 Hours | Last 7 Days | Cumulative |
| Positive Cases | 41 | 217 | 11,08,081 | 26 | 192 | 7,71,113 | 0 | 0 | 196 | 67 | 409 | 18,79,390 |
| Recovered Cases | 36 | 203 | 10,95,534 | 31 | 179 | 7,65,322 | 0 | 0 | 187 | 67 | 382 | 18,61,986 |
| Death Cases | 0 | 0 | 10,764 | 0 | 1 | 6,227 | 0 | 0 | 4 | 0 | 1 | 16,995 |
| Total Tests Done | In Last 24 hrs. : 433 | | | In last 7 days : 4,723 | | | Cumulative : 3,21,99,708 | | | | | |
| Vaccine Doses Administered | In Last 24 hrs. : 23 | | | In last 7 days : 457 | | | Cumulative : 2,06,97,040 | | | | | |
| ACTIVE CASES | | | | | | | | | 409 | | | |

*Covid deaths occurred today : 00 | Covid deaths occurred beyond last 24hrs., reported today : 00



LAST 24 HOURS AGE GROUP AND GENDER WISE DISTRIBUTION

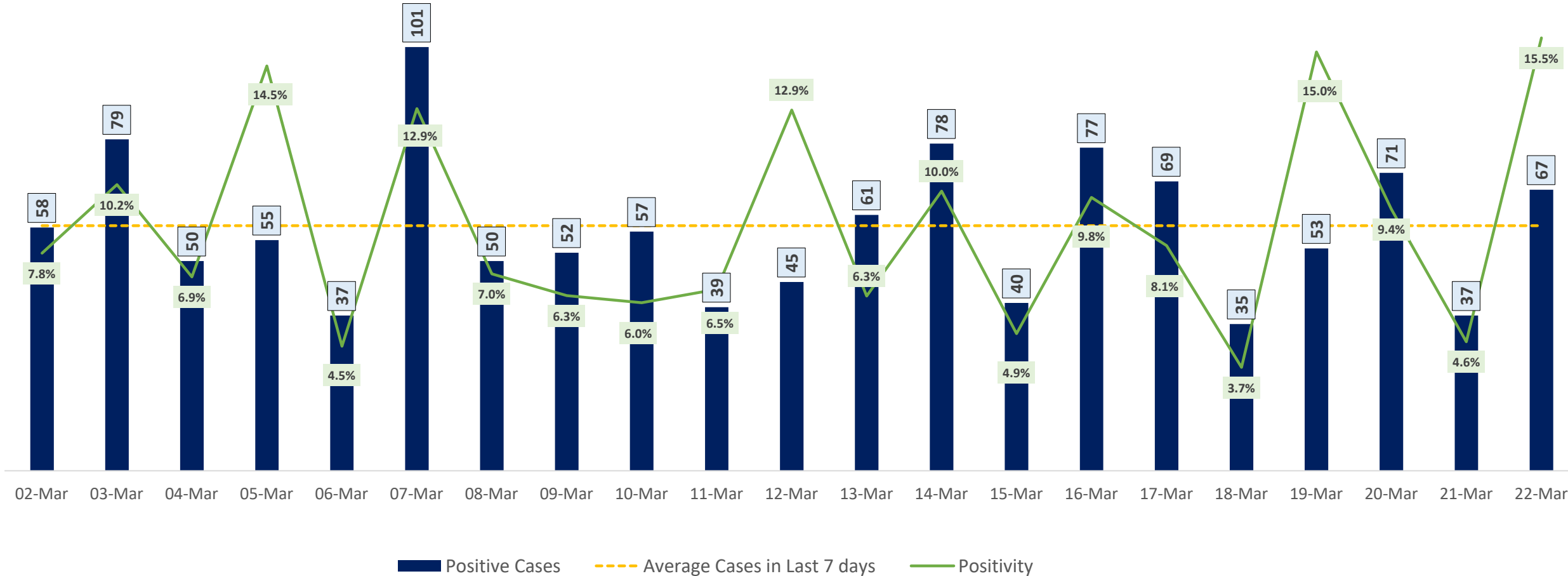




POSITIVITY RATE OF BENGALURU – LAST 21 DAYS



Average Cases in Last 7 days : 58

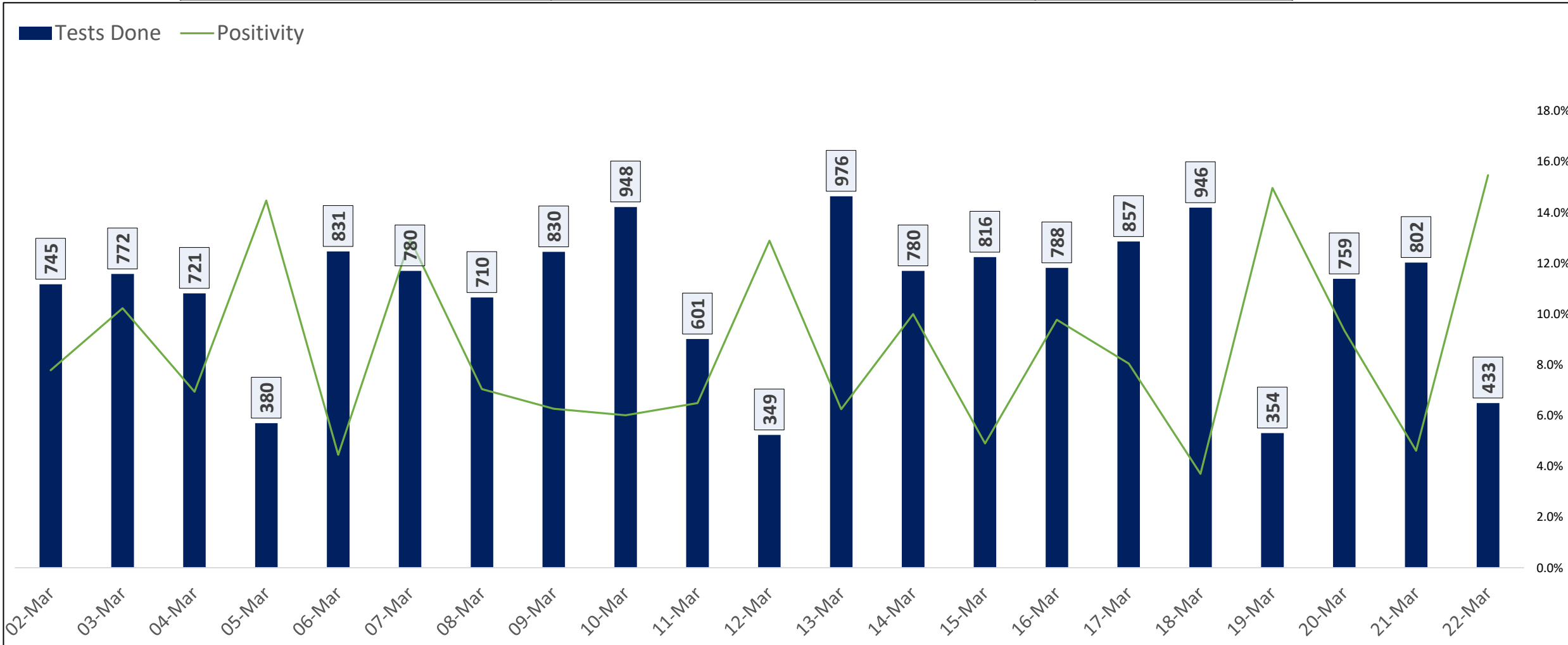




TESTING TRENDS IN BENGALURU

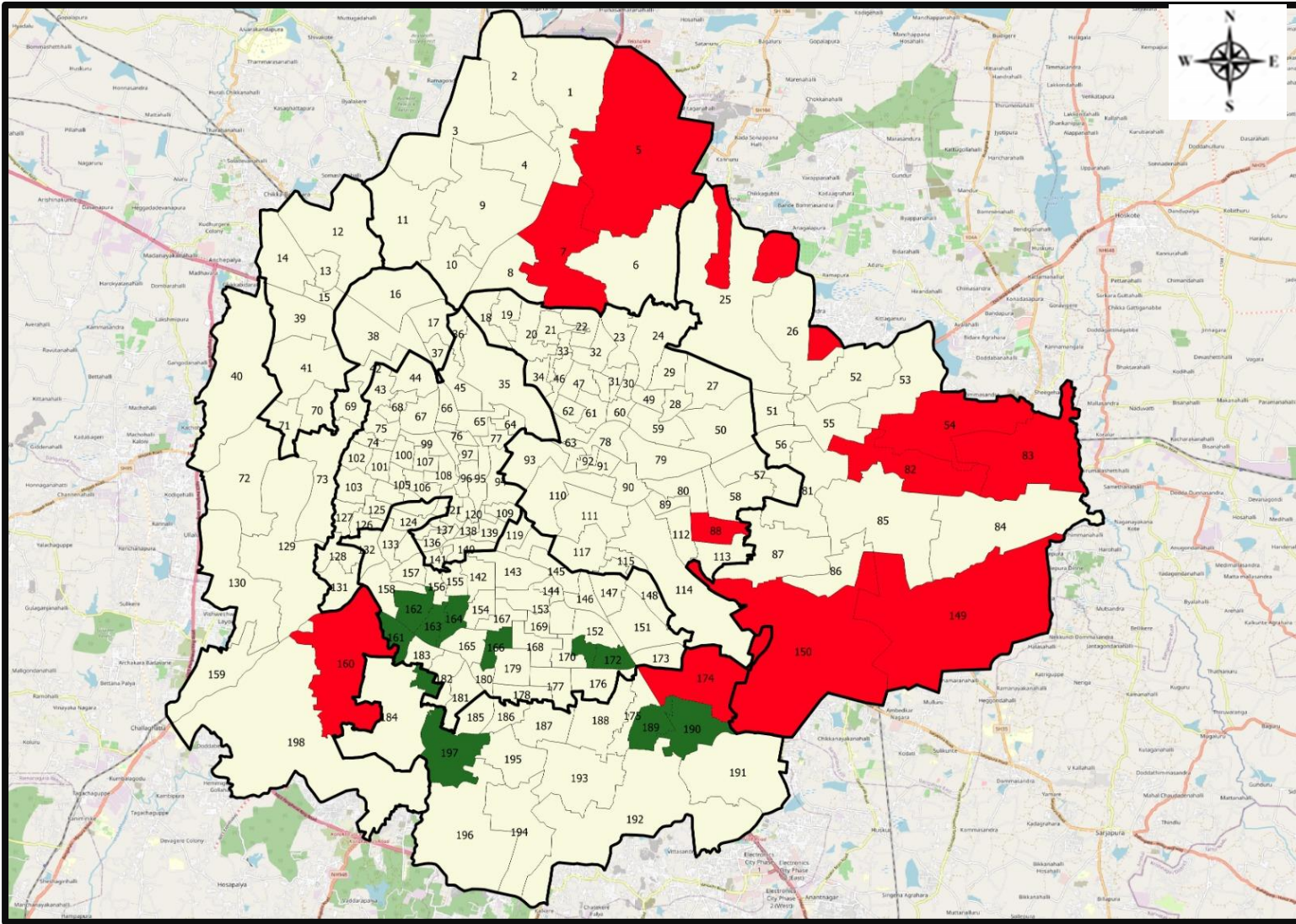


| Total Test Conducted Till Date | Test Conducted Last 24 hours | Last 7 Days Average |
|--------------------------------|------------------------------|---------------------|
| 3,21,99,708 | 433 | 675 |





BENGALURU URBAN MAP SHOWING TREND OF POSITIVE CASES IN LAST 7 DAYS



Top 10 wards reporting highest number of positive cases in last 10 days

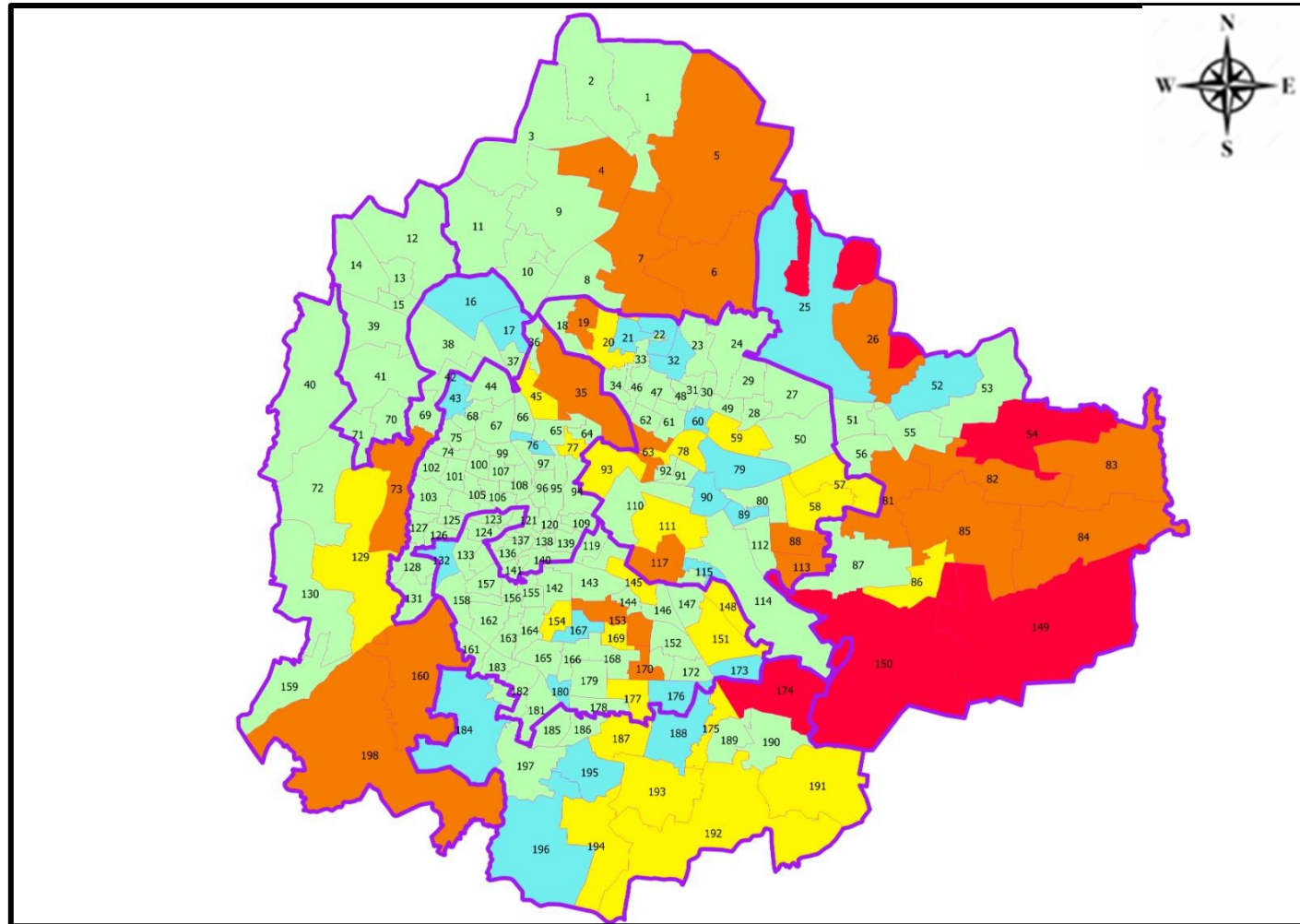
| Ward No. | Ward Name | Daily Cases Average |
|----------|----------------------|---------------------|
| 150 | Bellanduru | 5 |
| 174 | HSR Layout | 4 |
| 149 | Varthuru | 2 |
| 54 | Hudi | 2 |
| 82 | Garudachar Palya | 2 |
| 83 | Kadugodi | 2 |
| 88 | Jeevanbhima Nagar | 2 |
| 160 | Rajarajeshwari Nagar | 2 |
| 5 | Jakkuru | 1 |
| 7 | Byatarayanapura | 1 |

Top 10 wards reporting least number of positive cases in last 7 days

| Ward No. | Ward Name | Daily Cases Average |
|----------|-----------------|---------------------|
| 197 | Vasanthpura | 0 |
| 190 | Mangammanapalya | 0 |
| 189 | Hongasandra | 0 |
| 172 | Madivala | 0 |
| 171 | Gurappanapalya | 0 |
| 166 | Karisandra | 0 |
| 164 | Vidyapeeta Ward | 0 |
| 163 | Katriguppe | 0 |
| 162 | Girinagara | 0 |
| 161 | Hosakerehalli | 0 |



BENGALURU MAP SHOWING INTENSITY OF POSITIVE CASES IN LAST 7 DAYS



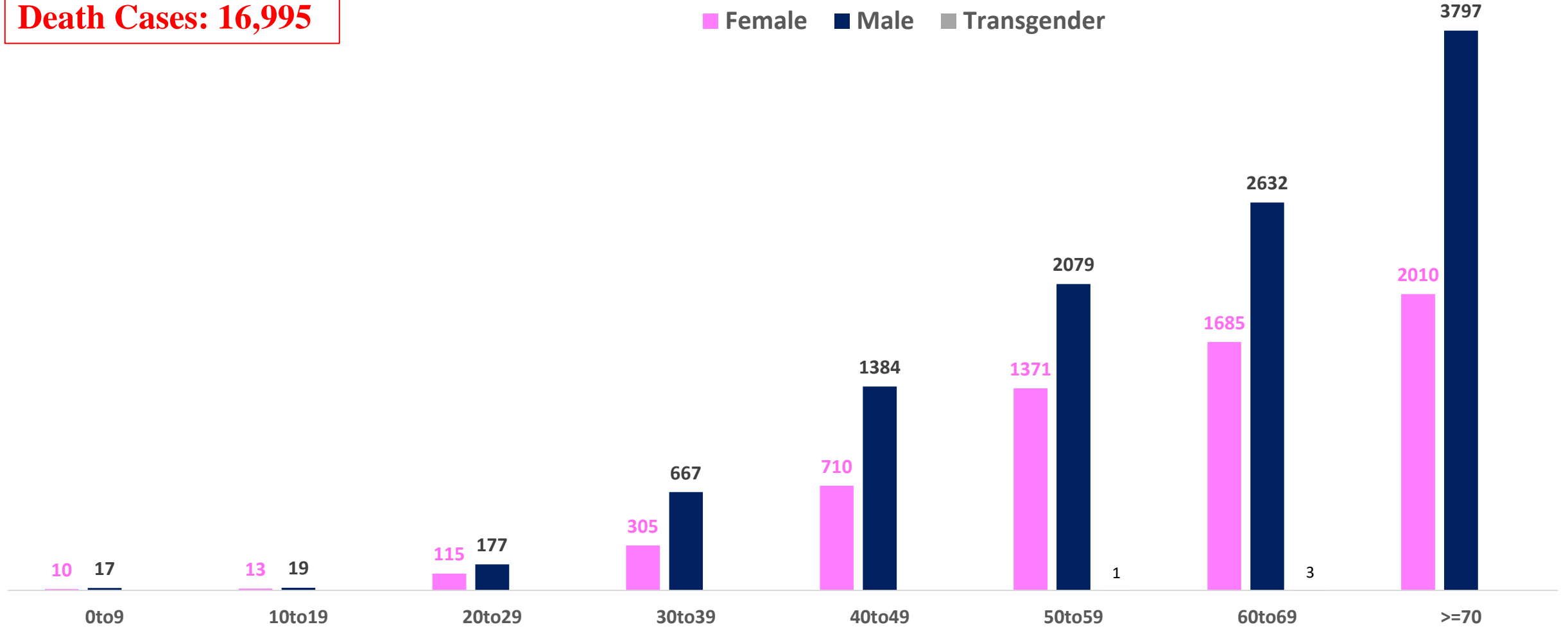
- Level 1 : 0 to 1 Cases
- Level 2 : 1 to 3 Cases
- Level 3 : 3 to 5 Cases
- Level 4 : 5 to 10 Cases
- Level 5 : More than 10 Cases
- Zone Boundaries



AGE AND GENDER WISE DISTRIBUTION OF DEATH CASES



Death Cases: 16,995





SNAPSHOT OF COVID-19 CASES IN BENGALURU URBAN



**Total Wards With
< = 5 Cases* :
173**

**Tests Conducted
on 22.03.2023:
433**

**Recovery
Rate*:
99.07%**

**Total
Active Cases :
409**

**Total Vaccinated
on 22.03.2023:
23**

**Positivity
Rate* :
8.66%**

**Active
Rate*:
0.02%**

**Case
Fatality Rate* :
0.24%**





*Total positive cases In the past 7 days

*CFR and positivity is for Past 7 days



ಬೃಹತ್ ಬೆಂಗಳೂರು ಮಹಾನಗರ ಪಾಲಿಕೆ
Bruhat Bengaluru Mahanagara Palike



| | |
|--------------------------------------|---|
| Download BBMP Bulletin | https://apps.bbmpgov.in/covid19/mediabulletin.php |
| To register for vaccination : | https://selfregistration.cowin.gov.in/ |
| BBMP COVID19 Dashboard: | https://apps.bbmpgov.in/covid19/ |
| Follow us on: |  www.facebook.com/bbmp.comm1/ |
| |  twitter.com/BBMPCOMM |
| |   BBMPSplHealth |

Issued by:

Honorable Chief Commissioner, BBMP
Special Commissioner Health, BBMP
MD, Bengaluru Smart City Limited

THANK YOU !

